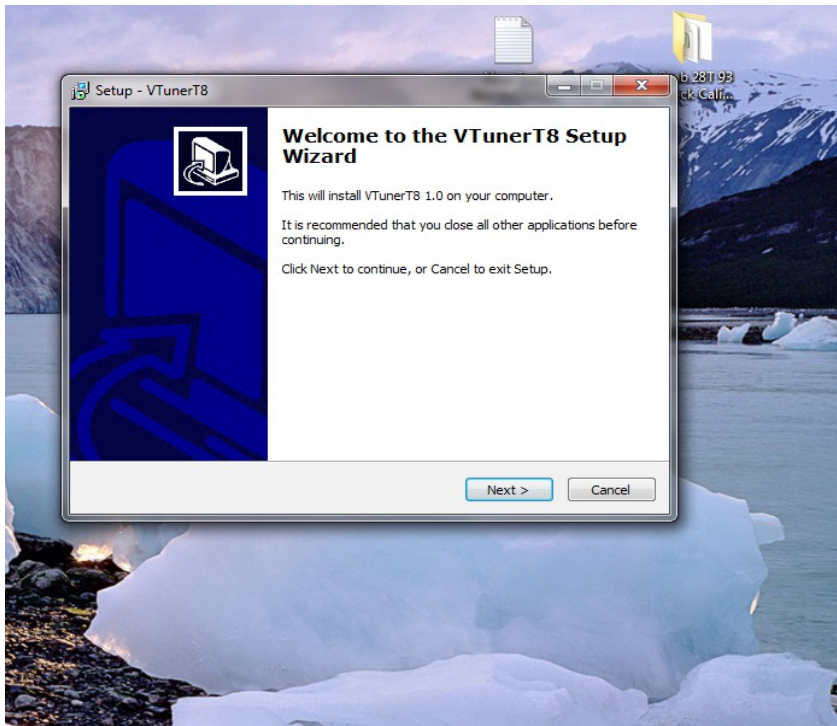


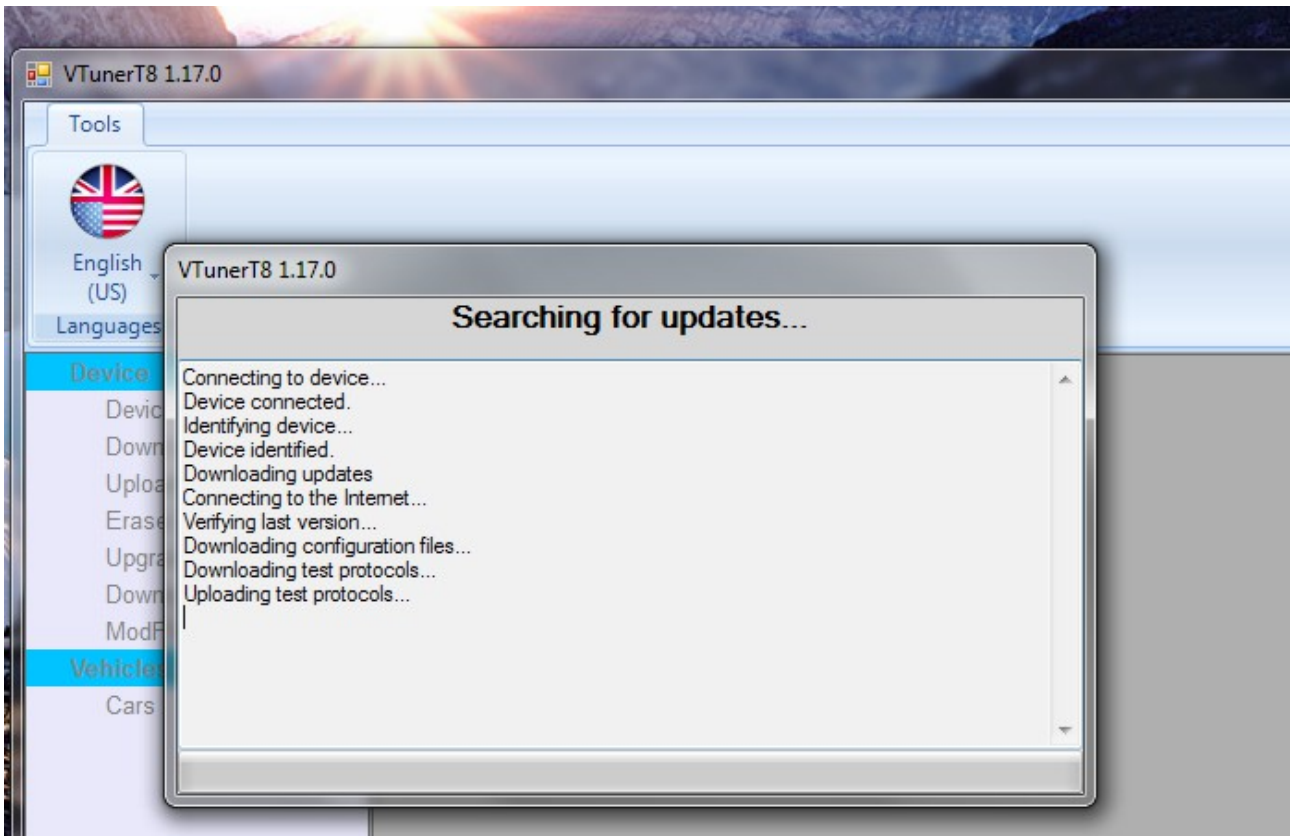
Download the VtunerT8 installer here: [Vtuner T8 Installer](#) then run the installer.
The installer requires a PC running Windows



Open/Run the VtunerT8 application



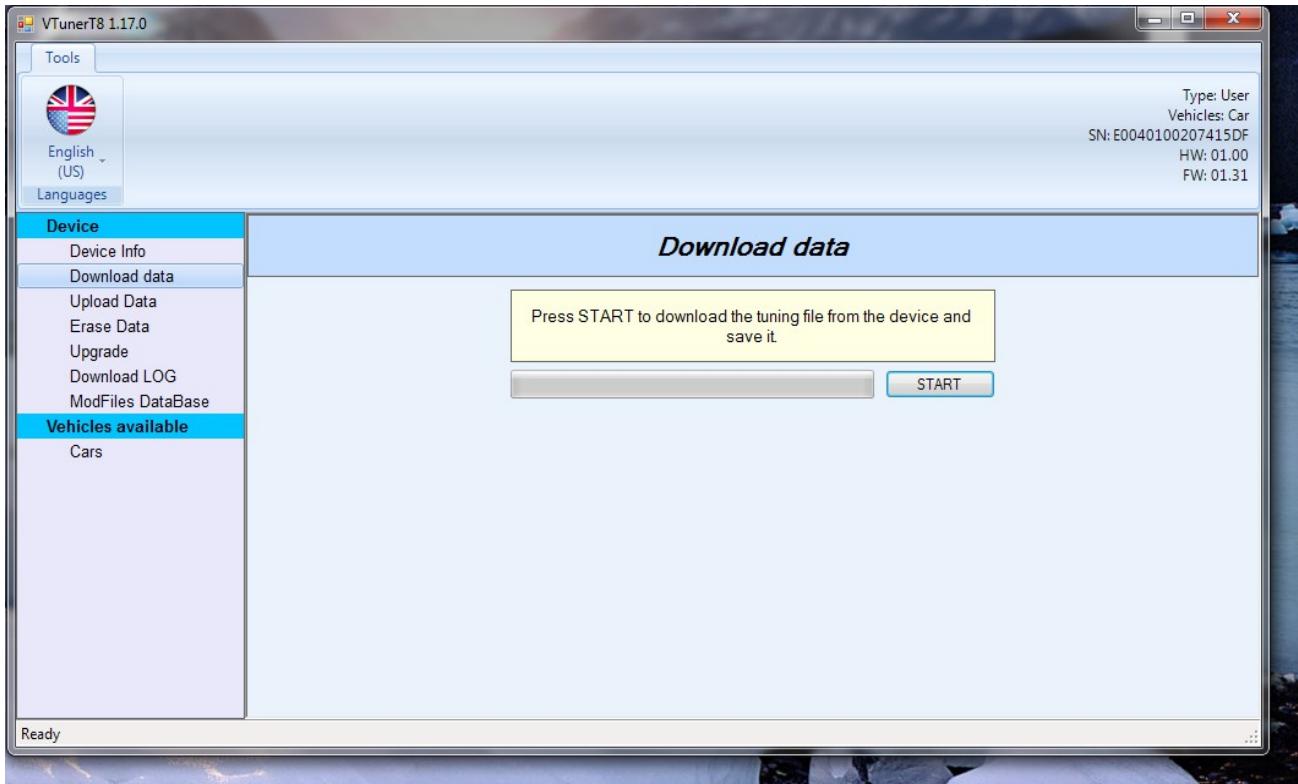
Connect your VTuner to your computer using the supplied USB cable. The installer will connect to the handheld and update the device:



After the update is complete, go to your car and connect the VTuner using the supplied OBD2 cable. Your OBD2 port is located below the steering wheel and to the right. Turn the key to the ON position, but do not start the car. Press the T8 Tune icon to begin the download of your original stock calibration:



Follow the on-screen prompts and start the original read process. This step will take about 8 minutes to complete. Once the file read is complete, turn off the ignition and disconnect the VTuner. Launch the VTuner T8 application again and connect the VTuner to your PC to transfer your stock file. Click on the "Download data" option under "Device"



Select a location on your computer where you can easily locate the saved file (ie, the desktop). Send the downloaded original.usr file to vermonttuner@yahoo.com. I will send you the new Stage 0 calibration to install on your VTuner within 24hrs.

Once you receive the new file, save the attachment to your computer in a folder/location where you can easily find it (like the desktop). Open the VTuner T8 application and select the "Upload Data" option, then select the file you received and saved to your computer that contains your new Stage 0 calibration. Once the new files are uploaded to the handheld you can disconnect the handheld and go back to your car to complete the tuning software installation.

Connect the handheld to the OBD2 diagnostic port.
Turn the key to the ON position, but do not start the car.
Click the T8Tune Icon.

You will be prompted to indicate if you wish to start the tuning process. Click Yes.
You will then be prompted to select the file you wish to install – select the Stage 0 file.
The flash will take about 5 minutes to complete – just follow the on screen prompts and your installation is complete!